



**NATIONAL
DAIRY
DEVELOPMENT
BOARD**

ETHNOVETERINARY FORMULATIONS FOR IMPORTANT AILMENTS IN BOVINES



Mastitis (all types)



Aloe vera



Turmeric Powder



Lemon



Lime

Water based Preparation

Ingredients: For one day

a) Aloe vera - 250 g; b) Turmeric powder - 50 g; c) Calcium Hydroxide (lime)-15 g; d) Lemon - 6 nos.

Preparation:

(i) Cut Aloe vera whole leaf into small pieces (after removing the thorns). (ii) Blend along with turmeric powder and lime to form a reddish paste.

Application:

(i) Wash, clean and completely milk out all quarters (including unaffected). (ii) Take a handful of the paste and add 200ml of water to make it thin. (iii) Apply the paste diluted in water ten times a day for 5 days each time after following the step (i) above. (iv) Last application of the day should be oil based preparation. (v) Feed two lemons at a time orally (cut into halves) thrice a day for 3 days.



Scan this QR code to view the video on YouTube

Mastitis (all types)



Aloe vera



Mustard or
Gingelly oil



Lemon



Lime



Turmeric Powder

Oil based Preparation

Ingredients : For one day

Aloe vera (whole leaf) - 250 g; Turmeric powder - 50 g; Calcium hydroxide (lime) - 15 g; Lemon - 6 no.s ; Mustard or Gingelly oil - 600 ml.

Preparation:

(i) Cut Aloe vera whole leaf into small pieces (after removing the thorns).(ii) Blend along with turmeric powder and lime to form a reddish paste.

Application:

(i) Wash, clean and completely milk out all quarters (including unaffected) and dry the udder.(ii) Take a handful of the paste and add 200ml of mustard or gingelly oil to make it thin.(iii) Apply the paste diluted in oil three times a day for 5 days each time after following the step (i) above. (iv) Feed two lemons orally at a time (cut into halves) thrice a day for 3 days.



Scan this QR code to view the
video on YouTube

Teat obstruction



Neem
leafstalk



Turmeric
Powder



Butter

or



Ghee

Ingredients:

Freshly plucked & clean neem leafstalk-1; Turmeric powder; Butter or Ghee

Preparation:

(i) Nip the neem leafstalk from the top at the required length based on teat length, leaving the base intact. (ii) Coat the turmeric powder & butter/ghee mixture thoroughly on the neem leafstalk. (iii) Clean the affected teat opening thoroughly.

Application:

(I) Insert the coated neem leafstalk with cut end up, base down into the affected teat in an anti-clockwise direction. (ii) Replace with fresh neemstalk after each milking.



Scan this QR code to view the
video on YouTube

Udder Oedema



Sesame/
Mustard oil



Turmeric
Powder



Garlic

Ingredients: For one time

Sesame or mustard oil - 200 ml; Turmeric powder- 1 handful; Garlic-2 pearls.

Preparation:

(i) Heat oil, add turmeric powder and sliced garlic. (ii) Mix well and remove from flame just as the flavour develops (no need to boil). (iii) Allow to cool.

Application:

(i) Apply in a circular manner with force over the entire oedematous region and udder. (ii) Apply 4 times a day for 3 days.

Note: Rule out mastitis before using the formulation.



Scan this QR code to view the
video on YouTube

Retention of Placenta



Radish



Lady's finger



Jaggery



Salt

Ingredients:

White radish -1 full tuber; Lady's finger - 1.5 kg;
Jaggery - as required; Salt - as required

Preparation:

(i) Cut each lady's finger into 2 pieces.

Application:

(i) Feed one full tuber radish within two hours of calving. (ii) Feed 1.5 Kg of fresh lady's finger with jaggery and salt if ROP persists after 8 hours of calving. (iii) In case ROP persists even after 12 hours of calving, tie a knot very close to the base and cut 2 inches below the knot and leave it. The knot will go in. (iv) Do not try to remove the retained placenta by hand. (v) Feed one full tuber of radish once a week for four weeks.



Scan this QR code to view the
video on YouTube

Repeat breeding



Radish



Aloe vera



Cissus



Curry leaves



Salt



Moringa



Jaggery



Turmeric Powder

Application:

(i) Start treatment on 1st or 2nd day of heat.
(ii) Feed orally in fresh form in the following order once a day along with jaggery and salt:

(a) 1 white radish daily for 5 days (b) 1 Aloe vera leaf daily for 4 days. (c) 4 handfuls of moringa leaves for 4 days. (d) 4 handfuls of cissus stem for 4 days. (e) 4 handfuls of curry leaves with 5 gram turmeric powder for 4 days. (f) Repeat the treatment once again if the animal has not conceived.



Scan this QR code to view the video on YouTube

Prolapse



Aloe vera gel



Turmeric Powder



Mimosa leaves

Ingredients:

Aloe vera gel - from one full leaf; Turmeric powder - one pinch; Mimosa pudica leaves - 2 handfuls.

Preparation:

(i) Remove the gel from a whole leaf. (ii) Wash it multiple times till the sliminess is reduced. (iii) Make volume upto 1 litre by adding water. (iv) Add a pinch of turmeric powder and boil to half the original volume and allow to cool (v) Prepare a paste of M. pudica leaves separately.

Application:

(i) Clean the prolapsed mass (ii) Sprinkle the gel on the prolapsed mass. (iii) Apply M.pudica paste after the gel dries. (iv) Repeat the process as frequently as possible till the condition improves.



Scan this QR code to view the video on YouTube

FMD mouth lesions



Cumin



Pepper



Garlic



Turmeric
Powder



Jaggery



Fenugreek



Coconut

Ingredients: For one dose

Cumin seeds - 10 g; Fenugreek seeds - 10 g; Black pepper - 10 g; Turmeric powder - 10 g; Garlic - 4 pearls; Coconut - 1; Jaggery- 120 g.

Preparation:

(i) Soak cumin, fenugreek and black pepper seeds in water for 20-30 mts. (ii) Blend all ingredients to a fine paste. (iii) Add 1 full grated coconut to the paste and mix by hand only. (iv) Prepare dose freshly for each application.

Application:

(i) Apply gently inside the mouth, tongue and palate. (ii) Give the preparation thrice a day for 3 to 5 days.



Scan this QR code to view the video on YouTube

FMD foot lesions/wound



Acalypha



Neem



Garlic



Coconut
oil



Sesame
oil

or




Mehndi



Turmeric
Powder



Tulsi



Anona

Ingredients:

Acalypha indica leaves - 1 handful; Garlic-10 pearls; Neem leaves - 1 handful; Coconut or Sesame oil - 500 ml; Turmeric powder - 20 g; Mehndi leaves - 1 handful; Tulsi leaves - 1 handful.

Preparation:

(i) Blend all the ingredients thoroughly. (ii) Mix with 500 ml coconut or sesame oil and boil and bring to cool.

Application:

(i) Clean the wound and apply directly or bandage with a medicated cloth. (ii) Apply Anona leaf paste or camphorated coconut oil for the first day only if maggots are present.



Scan this QR code to view the video on YouTube

Fever



Coriander



Garlic



Bay leaves



Pepper



Cumin



Turmeric
Powder



Chirata



Betel



Tulsi



Neem




Sweet Basil



Jaggery



Shallots/
Onion



Ingredients: For one day

Garlic - 2 pearls; Coriander- 10 g; Cumin -10 g; Tulsi - 1 handful; Dry cinnamon leaves - 10 g; Black pepper - 10 g; Betel leaves - 5 no.s; Shallots/Onion - 2 bulbs; Turmeric powder - 10 g; Chirata leaf powder - 20 g; Sweet basil - 1 handful; Neem leaves - 1 handful; Jaggery - 100 g.

Preparation:

(i) Soak cumin, pepper and coriander seeds in water for 15 mts. (ii) Blend and mix all ingredients to form a paste.

Application:

(i) Administer orally in small portions in the morning and evening.



Scan this QR code to view the video on YouTube

Diarrhoea



Fenu greek



Pepper



Onion



Cumin



Turmeric Powder



Poppy



Garlic



Jaggery



Asafoetida



Curry leaves

Ingredients: For one day

Fenugreek seeds - 10 g; Onion - 1 no.; Garlic - 1 pearl; Cumin seeds - 10 g; Turmeric Powder - 10 g; Curry leaves - 1 handful; Poppy seeds - 5 g; Pepper - 10 g; Jaggery - 100 g; Asafoetida - 5 g.

Preparation:

(i) Dry fry cumin seeds, asafoetida, poppy seeds and fenugreek seeds till smoke emanates. (ii) Cool and powder the fried seeds. (iii) Blend it with rest of the ingredients to form a paste.

Application:

(i) Roll the paste into small balls. (ii) Administer orally in small portions once daily for 1-3 days till condition cures.



Scan this QR code to view the video on YouTube

Bloat and Indigestion



Onion



Garlic



Pepper



Betel leaves



Chilly



Turmeric Powder



Jaggery



Ginger



Cumin



Salt

Ingredients: For one day

Onion - 100 g; Garlic-10 pearls; Dry Chilly - 2; Cumin seeds - 10 g; Turmeric Powder -10 g; Jaggery- 100 g; Pepper - 10 g; Betel leaves - 10 no.s; Ginger - 100 g

Preparation:

(i) Soak pepper and cumin seeds for 30 mts. (ii) Blend along with other ingredients to form a paste.

Application:

(i) Roll the paste into small balls. (ii) Administer orally in small portions with salt 3-4 times a day for 3 days.



Scan this QR code to view the video on YouTube

Worms



Onion



Pepper



Garlic



Turmeric Powder



Mustard



Neem



Cumin



Jaggery



Banana stem



Common leucas



Bitter melon

Ingredients: For one day

Onion- 1 no; Garlic-5 pearls; Mustard seeds - 10 g; Neem leaves - 1 handful; Cumin - 10 g; Bitter melon - 50 g; Turmeric Powder - 5 g; Pepper- 5 g; Banana stem - 100 g; Common leucas -1 handful; Jaggery - 100 g.

Preparation:

(i) Soak pepper , cumin and mustard seeds for 30 mts. (ii) Blend along with other ingredients to form a paste.

Application:

(i) Roll the paste into small balls. (ii) Administer in small portions with salt once daily for 3 days.



Scan this QR code to view the video on YouTube

Tick/Ectoparasites



Garlic



Turmeric Powder



Neem



A. calamus rhizome



Lantana



Neem fruit



Tulsi

Ingredients:

Garlic - 10 pearls; Neem leaves - 1 handful; Neem fruit - 1 handful; Acorus rhizome - 10 g; Turmeric powder - 20 g; Lantana leaves - 1 handful; Tulsi leaves - 1 handful.

Preparation:

(i) Blend all the ingredients. (ii) Add one litre of clean water. (iii) Strain with a fine sieve or muslin cloth. (iv) Transfer to a bottle attached to a sprayer.

Application:

(i) Spray on the entire body of the animal. (ii) Also spray on any cracks and crevices in the cattle shed. (iii) Application can also be done using a cloth dipped in the solution. (iv) Repeat once a week till the condition resolves. (v) Do the application only during sunny part of the day.



Scan this QR code to view the video on YouTube

Pox/wart/cracks



Garlic



Butter



Turmeric
Powder



Cumin



Sweet basil



Neem

Ingredients:

Garlic-5 pearls; Turmeric powder - 10 g; Cumin seeds - 15 g; Sweet basil - 1 handful; Neem leaves - 1 handful ; Butter(preferred) or ghee - 50 g.

Preparation:

(i) Soak cumin seeds in water for 15 mts. (ii) Blend all ingredients to a fine paste. (iii) Add butter and mix well.

Application:

(i) Apply on affected part as many times as possible till condition resolves. (ii) Apply after drying the skin surface.




Scan this QR code to view the video on YouTube

Allergy/Poisoning/Venomous sting/bite



Betel leaves



Salt



Pepper



Jaggery

Ingredients: For one dose

(Three Kings: as per Tamil traditional Siddha lore)

Betel leaves -10 no.s; Black pepper - 10 g;

Salt - 10 g; Jaggery - as required.

Preparation:

(i) Blend the ingredients to form a paste. (ii) Mix with jaggery.

Application:

(i) Feed the dose in small portions (ii) Administer 3 doses daily for 2 weeks.

Note : Alternatively 2-3 drops may be instilled in eye every one hour in critical conditions (without jaggery).



Scan this QR code to view the video on YouTube

Hygroma (swelling of joints)



Aloe vera



Garlic



Lime



Cissus



Gingelly oil



Turmeric Powder

Ingredients:

Aloe vera - 100 g; Lime (Calcium hydroxide) - 10 g; Cissus quadrangularis stem - 100g; Turmeric Powder - 15 g; Garlic - 5 cloves; Gingelly oil - 1litre.

Preparation:

(i) Blend all the ingredients to a paste (ii) Boil in 1 litre gingelly oil and allow to cool.

Application:

(i) Apply four or five times a day on affected part.
(ii) Give hot water fomentation twice daily.



Scan this QR code to view the video on YouTube

Cough



Adhathoda
(Adusa)



Pepper



Tulsi



Garlic



Turmeric
Powder



Jaggery

Ingredients: For one day

Adhathoda (Adusa) - 1 leaf; Tulsi - 1 handful; Garlic - 5 cloves; Turmeric Powder - 10 g; Pepper - 10 g; Jaggery - as required.

Preparation:

(i) Soak pepper for 15-20 minutes and grind separately (ii) Blend all the ingredients together to form a paste with jaggery.

Application:

Feed orally 2-3 times daily till the condition resolves.



Scan this QR code to view the
video on YouTube

Downer (not able to get up)



Desi chicken
eggs



Cissus



Moringa



Jaggery

Ingredients: For one dose

Desi chicken eggs - 2; Moringa leaves - 4 handfuls; Cissus quadrangularis - 4 handfuls; Jaggery - as required.

Preparation:

(I) Take fresh unboiled eggs (ii) Make a paste of Moringa and Cissus stem separately with jaggery.

Application:

(i) Feed 2 eggs (including shell) at a time, three times a day (make a small hole in the shell before feeding the egg). (ii) Feed moringa and cissus stem paste alternatively every 2 hours (four handfuls at a time) (iii) Do not attempt to lift the animal till the 4th day.



Scan this QR code to view the video on YouTube

Toxicity (Pesticide/HCN/Mycotoxin)



Betel



Moringa



Pepper



salt



Jaggery



Tamarind

Ingredients:

Three kings : For one dose

Betel leaves - 10 nos; Black pepper - 10 g; Salt - 10 g;
Jaggery - as required.

Other preparation: For one day

Tamarind - 1 Kg; Water - 1 Litre; Moringa extract
from 1 Kg leaves.

Preparation:

Three kings preparation

(i) Blend Betel leaves, Black pepper and salt to form
a paste (ii) Mix with jaggery.

Other ingredients preparation

(i) Soak tamarind pulp for 15 minutes. (ii) Extract
the juice from the pulp (iii) Add water, moringa leaf
extract and jaggery (iv) Mix it thoroughly.

Application:

(i) Give the first dose of three kings (ii) Feed 200 ml
of the tamarind-moringa-jaggery as a thick slimy
mixture every 2 hours (iii) Feed doses of three kings
mixture in between.



Scan this QR code to view the
video on YouTube

Blood in Milk



Curry leaves



Jaggery



Moringa



Lemon

Ingredients: For one day

Curry leaves - 2 handfuls; Moringa leaves - 2 handfuls; Jaggery - 100 g; Lemon - 6 no.s

Preparation:

Blend curry and moringa leaves to a paste along with jaggery. Cut the lemon in two halves.

Application:

- (i) Feed the paste twice daily till the condition resolves.
- (ii) Feed two lemons at a time orally (cut in two halves) thrice a day for 3 days.

Note: Carry out EVM treatment for mastitis also.




Scan this QR code to view the video on YouTube

Anoestrus



Radish



Salt



Aloe vera



Cissus



Turmeric Powder



Moringa



Curry leaves



Jaggery

Application:

Feed orally in fresh form in the following order along with jaggery and salt: (i) One white radish twice a day for 5 days (ii) One Aloe vera whole leaf twice a day for 4 days. (iii) Four handfuls of moringa leaves twice a day for 4 days. (iv) Four handfuls of cissus stem twice a day for 4 days. (v) Four handfuls of curry leaves with 5 gram turmeric Powder twice a day for 4 days.

Note: Carry out deworming 15 days prior to start of treatment.



Scan this QR code to view the video on YouTube



Prepared with technical inputs from Prof. N. Punniamurthy (profpunniya@gmail.com)
For further information contact: anand@nddb.coop

National Dairy Development Board, Anand
Phone: 02692-260148, 260149 • Fax: 02692-260157
Website: www.nddb.coop



facebook.com/NationalDairyDevelopmentBoard